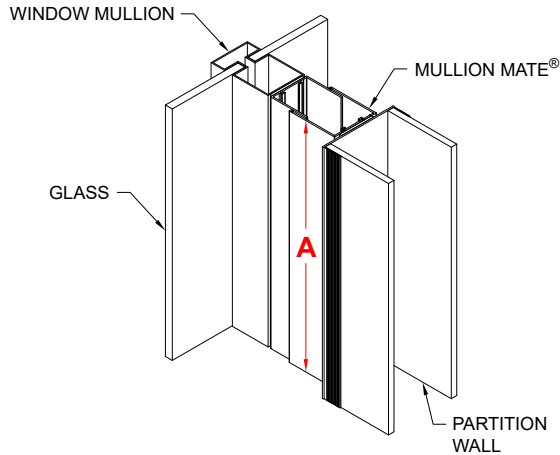


Project Information

Project Name:
Architect/Location:
Jobsite Address:
Requested Delivery Date:

Contractor Information

Name:
Email:
Phone:
Delivery Address:

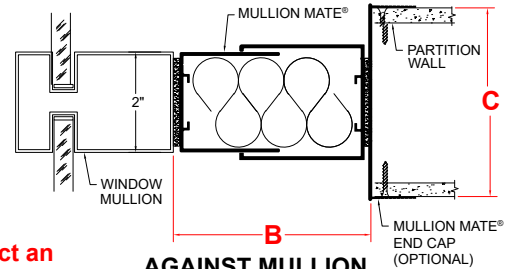


Series 30: 34 STC - 39 STC

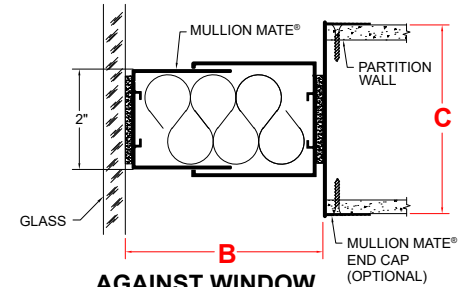
Series 40: 36 STC - 58 STC

STC performance may vary depending on application

Please select an application:



AGAINST MULLION



AGAINST WINDOW

	Quantity	Dimension A	Dimension B	Series 30	Series 40
Mullion Mate®					

	Quantity	Dimension A	Dimension C (Standard)	Dimension C (Custom)
Partition End Caps		120"		
		120"		
		120"		
		120"		
		120"		

Finish:

Standard Color Powder Coating

Custom Color Powder Coating

Clear Anodized

Paintable

Dimension A: (Length of Unit)

Distance from floor to ceiling or the desired length between window frame.
Maximum length of Mullion Mate is 16'. Maximum length of End Cap is 10'.
For lengths greater than the maximums, contact factory.

Dimension B: (Gap Size)

Distance from partition wall to window mullion or glass.
Must be a minimum of 2" and a maximum of 14".

Dimension C: (Optional End Cap)

For standard sizes, choose from selector.
Contact factory for custom sizes.

Authorized Signature

Click Here to Submit: sales@mullionmate.com