

# FINAL FORMS II

UNIQUE TRIMS AND SHAPES IN PREFINISHED ALUMINUM

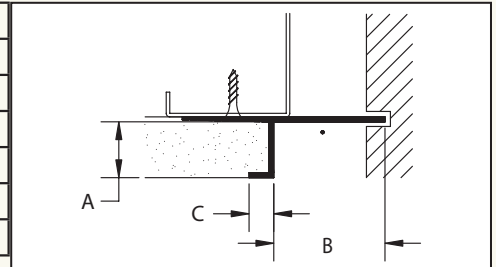
**GORDON**  
INCORPORATED

BUY ONLINE ▶

## CUSTOM TRIMS

CUSTOM TRIMS are available on a minimum order basis. Trims are available in clear satin anodized or painted finishes.

PART NUMBER	A	B	C
JD-1212R	1/2"	1/2"	3/16"
JD-12150	1/2"	1-1/2"	1/4"
JD-5834	5/8"	3/4"	1/4"
JP-3434	3/4"	3/4"	1/4"
JP34118	3/4"	1-1/8"	1/4"
JP34150	3/4"	1-1/2"	1/4"

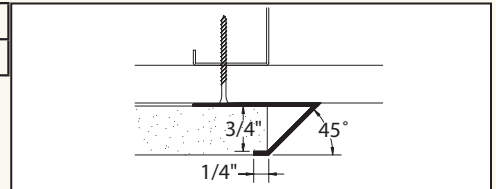


EDGE TRIM typically used to transition from a plaster ceiling and to a wall creating a reveal.

•Available Vented.

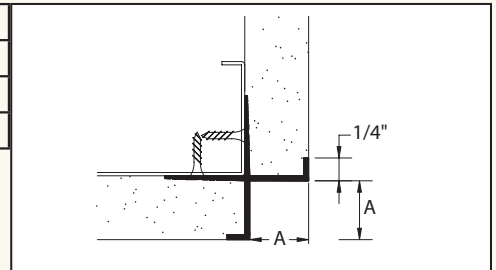
PART NUMBER
JP-34-45

EDGE TRIM used as a cap which functions as a screed.



PART NUMBER	A
XHX-3838	3/8"
XDX-5858	5/8"
XPX-3434	3/4"

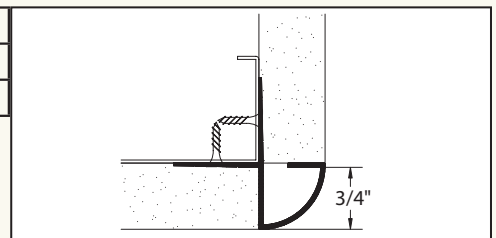
EDGE TRIM which provides a protective edge while creating a reveal.



PART NUMBER
XPR-3434
*XPR-3434SP

CORNER TRIM which provides a protective radius corner.

\*Appearance of part varies slightly from drawing shown



### GUIDE SPECIFICATION

Wall trims, where indicated on drawings, shall be manufactured by GORDON, INC. # \_\_\_\_\_ . Material shall be manufactured of extruded aluminum, alloy 6063-T5, .050" thick with clear anodized 200-R1 finish. Secure 10'-0" lengths of materials to framing with screws (or other approved methods) at 8" o.c. All butt joints are to be neat with tight joint and all corners are to be mitered. Wipe excess plaster from surfaces immediately.

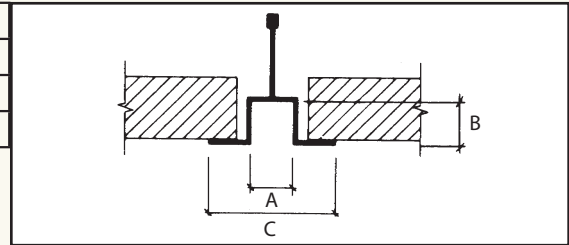
# FINAL FORMS II

## CUSTOM TRIMS



PART NUMBER	A	B	C
HA-1212	1/2"	1/2"	1-1/2"
HA-3412	3/4"	3/4"	1-3/4"
HA-3434	3/4"	3/4"	2-1/4"

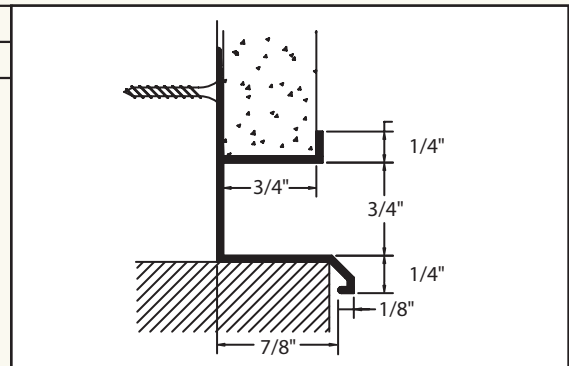
HANGING REVEAL TRIM used as a suspended ceiling reveal.



PART NUMBER
FPD-3434

DRIP MOLDING used at the base of a plaster wall. Develops a reveal and functions as a transition and plaster screed.

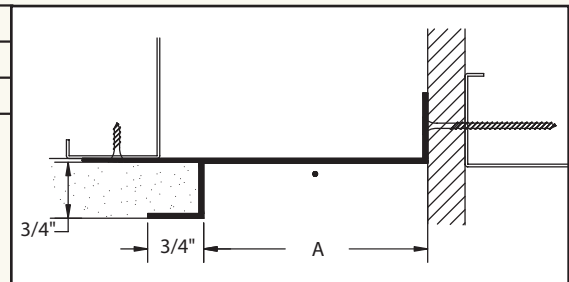
NOTE: Where trims are used with exterior plaster and perform a "drip" function, lath and felt shall lap over vertical leg of trim to assure water tightness.



PART NUMBER	A
WP-3430	3"
WP-3440	4"

EDGE TRIM typically used at the perimeter as a soffit vent.

- Available vented



PART NUMBER	A	B	C
WP-3434	3/4"	3/4"	1/4"
WP-3410	3/4"	1"	1/4"
WP-3420	3/4"	2"	1/4"
*WP-3435	3/4"	3-1/2"	3/16"
WD-5830	5/8"	3"	1/4"

EDGE TRIM typically used at the perimeter as a soffit vent.

\*This part can not be vented due to the return flange. Appearance of part varies from drawing shown.

- Available vented

