




PERFORATIONS




Item # R38-916SG40
Open Area: 40%
Pattern: Round 3/8" (.375")
x 9/16" (.563")
Staggered Centers




Item # R38-5564ST15
Open Area: 15%
Pattern: Round 3/8" (.375")
x 55/64" (.866")
Straight Centers




Item # R38-3132SG13
Open Area: 13%
Pattern: Round 3/8" (.375")
x 31/32" (.974")
Staggered Centers




Item # R38-10ST11
Open Area: 11%
Pattern: Round 3/8" (.375")
x 1" (1.000")
Straight Centers




Item # R12-1116SG48
Open Area: 48%
Pattern: Round 1/2" (.500")
x 11/16" (.688")
Staggered Centers




Item # R12-34ST35
Open Area: 35%
Pattern: Round 1/2" (.500")
x 3/4" (.750")
Straight Centers



Item # R12-10SG23
Open Area: 23%
Pattern: Round 1/2" (.500")
x 1" (1.000")
Staggered Centers




Item # S14-12ST25
Open Area: 25%
Pattern: Square 1/4" (.250")
x 1/2" (.500")
Straight Centers




Item # S14-34SG13
Open Area: 13%
Pattern: Square 1/4" (.250")
x 3/4" (.750")
Staggered Centers

Please contact Gordon for design assistance with your guide specifications. Not all perforations can be used with every application. Material type, thickness, panel size, and application type must be taken into consideration when selecting the appropriate perforation pattern.


PERFORATIONS




Item # S14-34ST11
Open Area: 11%
Pattern: Square 1/4" (.250")
x 3/4" (.750")
Straight Centers




Item # S38-10ST14
Open Area: 14%
Pattern: Square 3/8" (.375")
x 1" (1.000")
Straight Centers



Item # S12-1932ST71
Open Area: 71%
Pattern: Square 1/2" (.500")
x 19/32" (.594")
Straight Centers
Meets NFPA Code 13 - 8.15.13
Open-Grid Ceilings




Basket Weave
Open Area: 41%
Pattern: Square 7/16" (.438")
x 11/16" (.688")



Designer
Open Area: Your Preference
Pattern: Your Preference




Custom Designs



MILLENNIUM®
Open Area: 40%
Pattern: 1/4" (.250") Thick
Straight Centers

**Custom Design is
Our Specialty.**

**Contact Gordon
today for all of
your perforation
requirements.**



Non-Perforated

Please contact Gordon for design assistance with your guide specifications. Not all perforations can be used with every application. Material type, thickness, panel size, and application type must be taken into consideration when selecting the appropriate perforation pattern.