

SKY MATE



UNC WOMEN'S HOSPITAL
Chapel Hill, NC



WALGREEN'S BUCKTOWN
Chicago, IL



MASON SCHOOL OF BUSINESS,
THE COLLEGE OF WILLIAM & MARY
Williamsburg, VA



NELSON-ATKINS MUSEUM OF ART
Kansas City, MO

SKY MATE

INTERIOR SKYLIGHT SYSTEMS

Sky Mate Systems offer an excellent, economical alternative to natural skylights. Sky Mate skylights do not require the maintenance and cooling loads, nor do they have the potential for water leaks that are common problems for natural skylights. Since Sky Mate systems rely on artificial lighting, they can brighten the space significantly, whenever desired.

INSTALLATION

- Installed similar to suspended ceilings
- Hangs easily with 12 gauge wire or stainless steel braided cable
- Easy installation with numbered parts and furnished shop drawings

ADVANTAGES

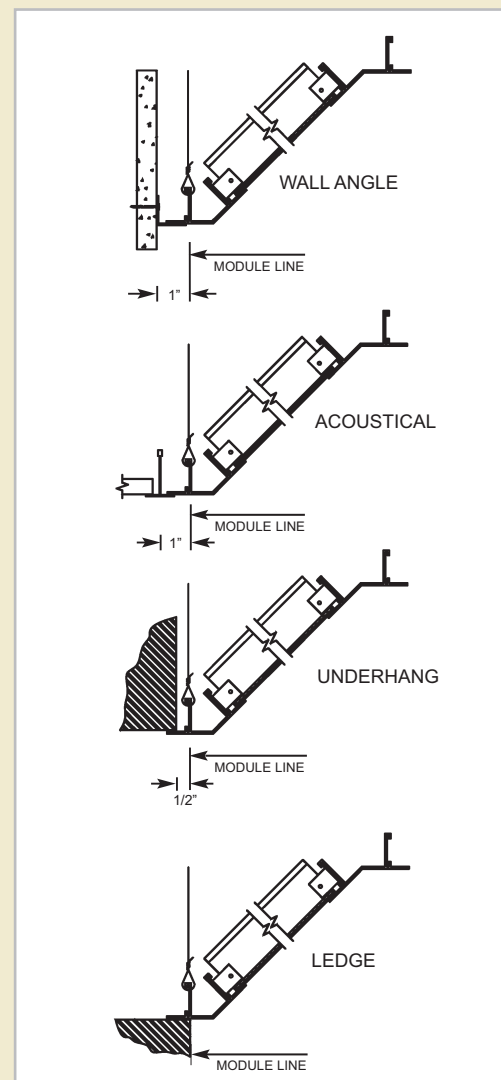
- All Sky Mate sky lights are preassembled to ensure fit, then disassembled for shipment.
- Extruded aluminum suspension components
- Economical - a fraction of the cost of natural skylights
- Low maintenance
- Variety of diffusers
- Suspension finished in the color of your choice
- Controlled lighting
- Therapeutic

LIGHT DIFFUSERS

- Standard Class A .080" acrylic in matte white color
- Pre-cut in the factory
- Custom diffusers can be incorporated, such as colors, louvers, or art glass



PERIMETER DETAILS



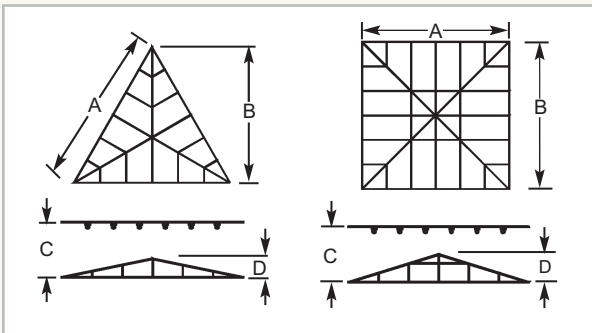
SKY MATE - SM



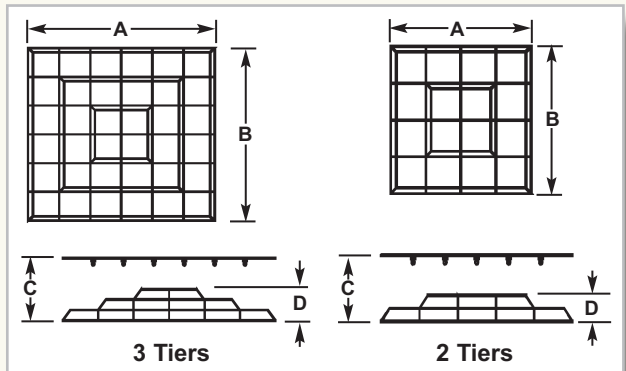
SKY MATE - SD



STANDARD SM SIZES



STANDARD SD SIZES



MODEL	A	B	SHAPE	C	D
SM 66	6'	6'	Square	22" min	12"
SM 88	8'	8'	Square	26" min	16"
SM 1010	10'	10'	Square	30" min	20"
SM 1212	12'	12'	Square	34" min	24"
SM 68	6'	8'	Rectangular	22" min	12"
SM 810	8'	10'	Rectangular	26" min	16"
SM 1012	10'	12'	Rectangular	30" min	20"
SM 1214	12'	14'	Rectangular	34" min	24"
SM 6	6'	5'4"	Triangular	17" min	7"
SM 8	8'	7'1"	Triangular	19" min	9"
SM 10	10'	8'10"	Triangular	22" min	12"
SM 12	12'	10'7"	Triangular	24" min	14"

MODEL	A	B	SHAPE	C	D	TIERS
SD 88	8'	8'	Square	24" min	12"	2
SD 1010	10'	10'	Square	30" min	12"	2
SD 1212	12'	12'	Square	34" min	18"	3
SD 1414	14'	14'	Square	38" min	18"	3
SD 812	8'	12'	Rectangular	24" min	12"	2
SD 1014	10'	14'	Rectangular	30" min	12"	2
SD 1216	12'	16'	Rectangular	34" min	18"	3
SD 1418	14'	18'	Rectangular	38" min	18"	3

NOTE: Grid dimensions A & B are from module line to module line. See Perimeter details on page 2 for required ceiling opening sizes. SD slope is 45° standard.

NOTE: Grid dimensions A & B are from module line to module line. See Perimeter details on page 2 for required ceiling opening sizes. SM slope is 17-1/2° standard.



MALL OF AMERICA
Bloomington, MN



BRIGHAM & WOMEN'S HOSPITAL
Boston, MA



THE PALAZZO CASINO RESORT
Las Vegas, NV

FINISHES

- Powder Coats
 - Standard
 - ACROGUARD® Enhanced Durability
 - ACROGUARD® Textured
 - ACROGUARD®-UVX Durable Exterior
 - ACROSTAT™ Antimicrobial
- Acrylic Water Base “Wet” Paints
 - Standard
 - Custom Matched
 - Textured

GREEN BY DESIGN

- LEED®¹ credits available
- 38.1% recycled aluminum extrusions
 - 29.4% pre-consumer content
 - 8.7% post-consumer content
- In-House Finishes
 - Biodegradable pre-treatment (No phosphates) powder coat
 - No hazardous waste
 - No VOCs
 - No heavy metals
- Reference our sustainable products brochure and website for more information. Recycled content values are subject to change. Contact us for accurate values or job specific requirements.

GORDON[®]
INCORPORATED

5023 HAZEL JONES ROAD, BOSSIER CITY, LA 71111
800.747.8954
800.877.8746 FAX
SALES@GORDON-INC.COM
GORDON-INC.COM
AN EMPLOYEE OWNED COMPANY

¹ LEED® is a registered trademark of the U.S. Green Building Council.

